

TURKEY'S

SUSTAINABLE DEVELOPMENT GOALS

2ND VNR **2019**

“Strong Ground towards Common Goals”



THE GLOBAL GOALS
For Sustainable Development

VNR PROCESS OF TURKEY



- **1st VNR in 2016 with 22 countries** (Roadmap for SDG implementation)
- **In 2017, SDG Stocktaking Project**
- **Highest level political ownership**
- **Presidency of Strategy and Budget is the coordinator**



DISTRIBUTION OF INSTITUTIONAL RESPONSIBILITY BY SDGs



Ministry of Family, Labour and Social Services



Ministry of Agriculture and Forestry




Ministry of Environment and Urbanisation



Ministry of Justice



Ministry of Agriculture and Forestry



Ministry of Energy and Natural Resources



Ministry of Environment and Urbanisation



Ministry of Foreign Affairs - Ministry of Treasury and Finance



Ministry of Health



Ministry of Family, Labour and Social Services



Ministry of Environment and Urbanisation



Ministry of National Education



Ministry of Industry and Technology



Ministry of Environment and Urbanisation



Ministry of Family, Labour and Social Services



Human Rights and Equality Institution of Turkey



Ministry of Agriculture and Forestry

MONITORING SDGS



-
- **TURKSTAT is in charge of SDG indicators**
 - **Responsibilities assigned to ministries for 218 SDG indicators**
 - **Sustainable Development Indicators Set comprised of 83 indicators was published in February 2019**
 - **The ratio of produced indicators is higher for SDG3, SDG7 and SDG9**
 - **Further work is needed for SDG1, SDG2, SDG12, SDG13 and SDG14 indicators**
-




THEMATIC AUDITING



- **In 2019, by Turkish Supreme Audit Institution**
- **On behalf of Turkish Grand National Assembly**
- **Readiness for SDG Implementation, Institutional Structure**

PARTNERSHIPS FOR VNR



GLOBAL GOALS



TÜSİAD, MÜSİAD, TURKONFED, BCSD-TR, TOBB
PRIVATE SECTOR COORDINATOR

UN AGENCIES
CSOs - ACADEMIA COORDINATOR

TURKISH UNION OF MUNICIPALITIES
MUNICIPALITIES COORDINATOR



STAKEHOLDER ENGAGEMENT



73 MEETINGS



185 QUESTIONNAIRE
INSTITUTIONAL
RESPONSE



400 ONLINE PLATFORM
GOOD PRACTICE
PROJECTS

CONTRIBUTORS

750 INSTITUTIONS

600 COMPANIES **62** CIVIL SOCIETY ORG.
35 MINISTRIES **50** MUNICIPALITIES

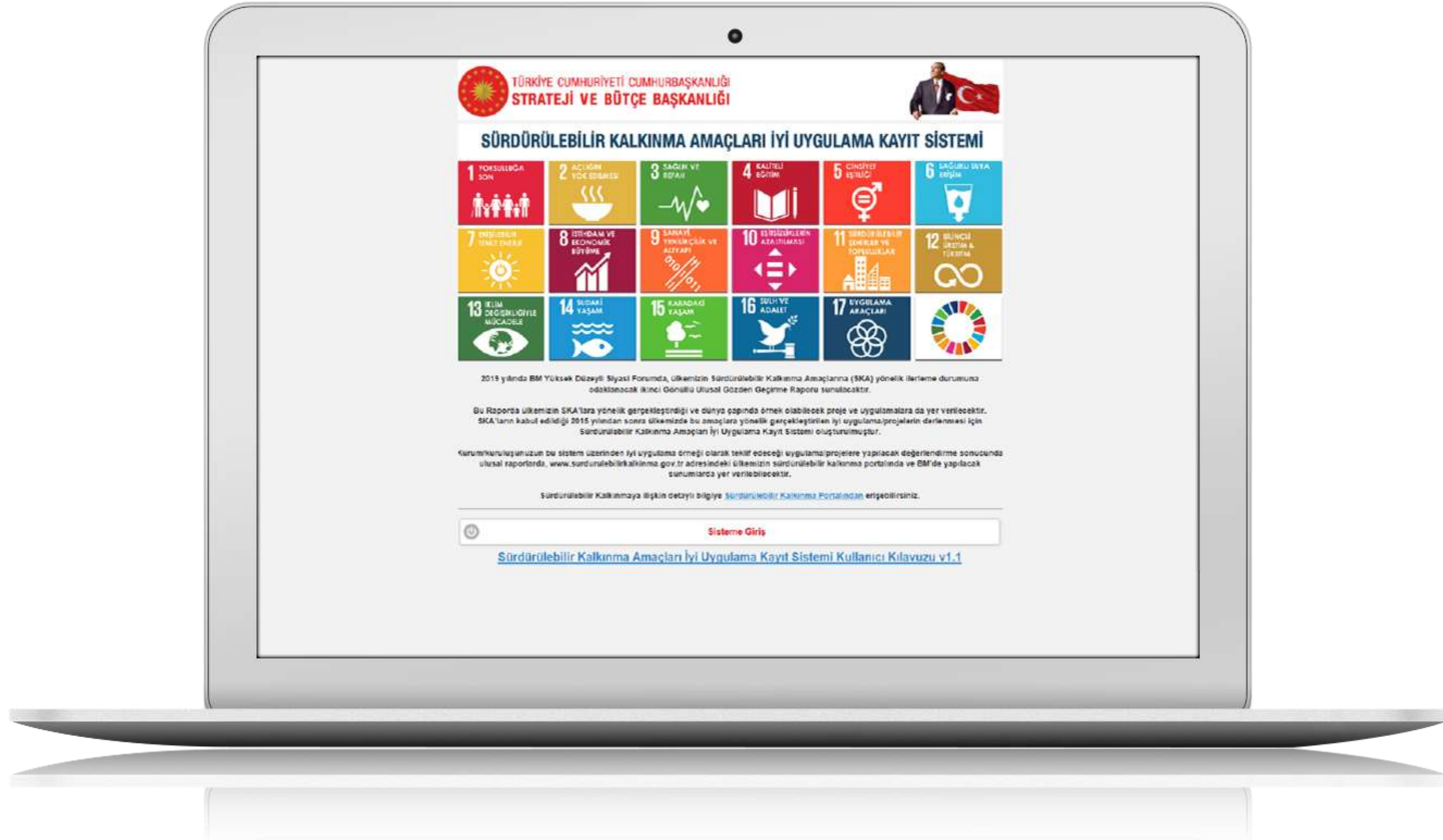
600 EXPERTS

2,000 COMPANY
REPRESENTATIVES

50 MUNICIPAL
REPRESENTATIVES

300 NGO MEMBERS

ONLINE PLATFORM FOR BEST PRACTICES




SDG FOCUS AREAS



- Poverty reduction
- Empowerment of vulnerable groups



- Access to quality education
- Equal opportunities for education
- Vocational education and lifelong learning




- Access to energy for all
- Increasing renewable energy share in total supply
- Improving energy efficiency
- Development of clean energy technologies and infrastructure



- Access to adequate food and meeting nutrition needs
- Increasing agricultural productivity and resilient agricultural practices
- Conservation of genetic resources and traditional knowledge



- Elimination of all forms of discrimination against women
- Prevention of violence and abuse against women
- Promotion of opportunities for women to participate in social, political and economic life
- Reproductive health and rights



- Economic growth
- Employment



- Programmes for protective healthcare services
- Improving healthcare service provision and infrastructure



- Access to drinking water and sanitation services
- Effective management of water resources
- Preventing water pollution and improving water quantity and quality



- Reliable, sustainable and resilient infrastructure
- Inclusive and sustainable industrialisation
- Innovation

SDG FOCUS AREAS



- Strengthening economic and social equality
- Global mobility
- Cooperation with international economic and financial institutions



- Adaptation to climate change
- Mainstreaming climate action into policies
- Awareness raising and capacity increase
- Climate finance



- Prevention of crime and violence
- Equal access to justice
- Effective governance



- Inclusive and sustainable urbanisation
- Safe and affordable transport
- Spatial planning and regional development
- Protection of natural and cultural heritage



- Prevention of marine pollution and protection of ecosystem
- Sustainable production and stock management of aquaculture products



- Capacity-building
- Finance
- Technology
- Trade
- International partnerships
- Public-private partnership



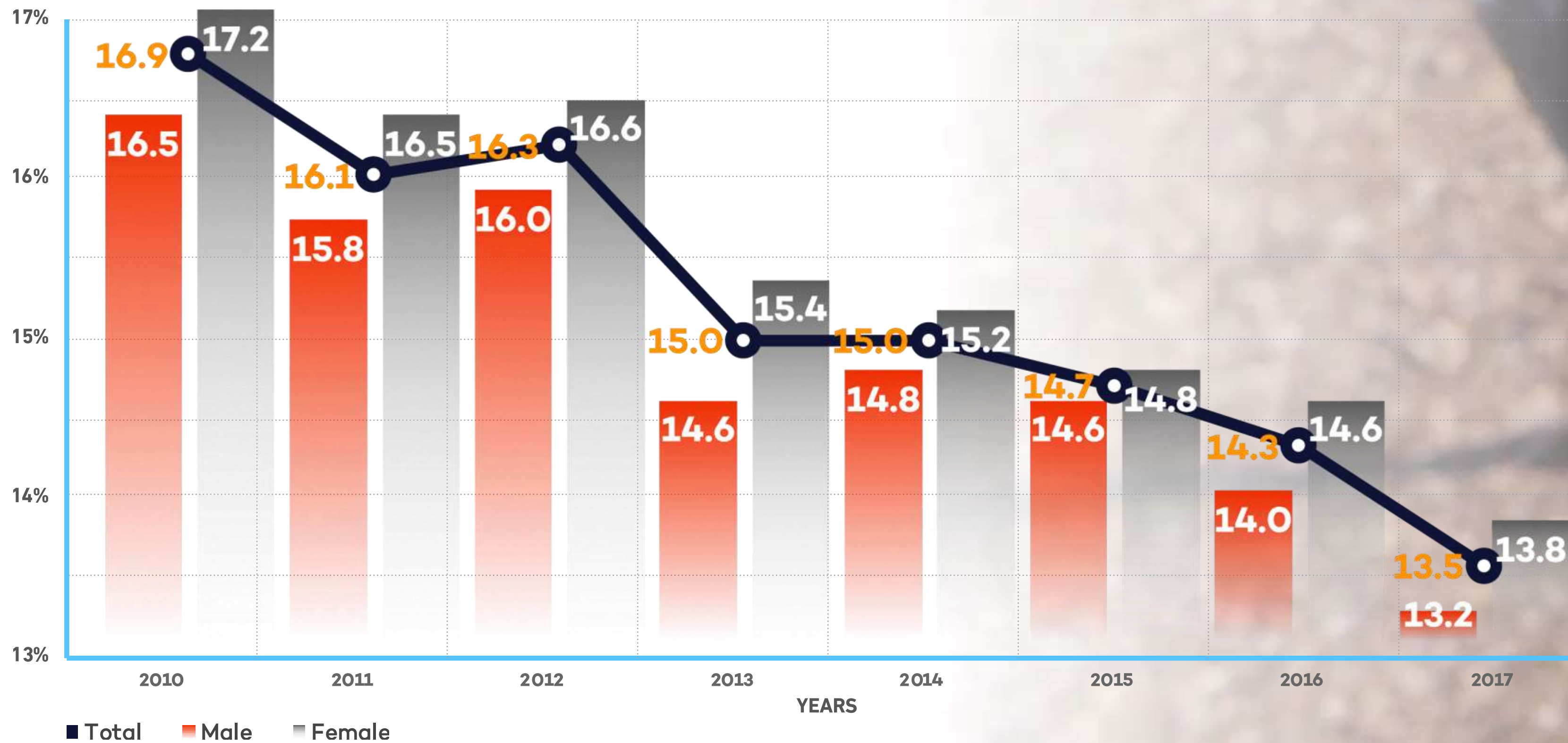
- Sustainable management of resources and waste
- Sustainability reporting
- Sustainable tourism



- Conservation and sustainable management of terrestrial ecosystems
- Conservation of biodiversity and genetic resources

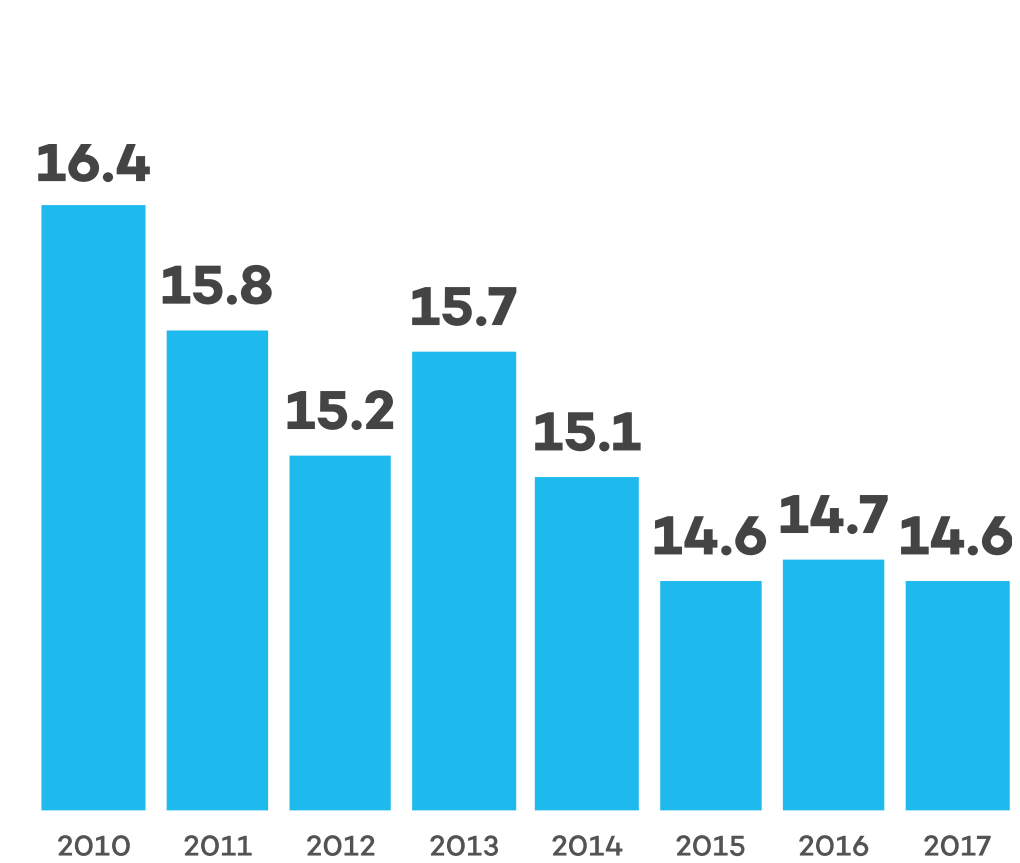


**PROPORTION OF POPULATION LIVING BELOW THE POVERTY LINE BY SEX AND AGE GROUP
50% OF MEDIAN EQUIVALIZED HOUSEHOLD DISPOSABLE INCOME, (%)**

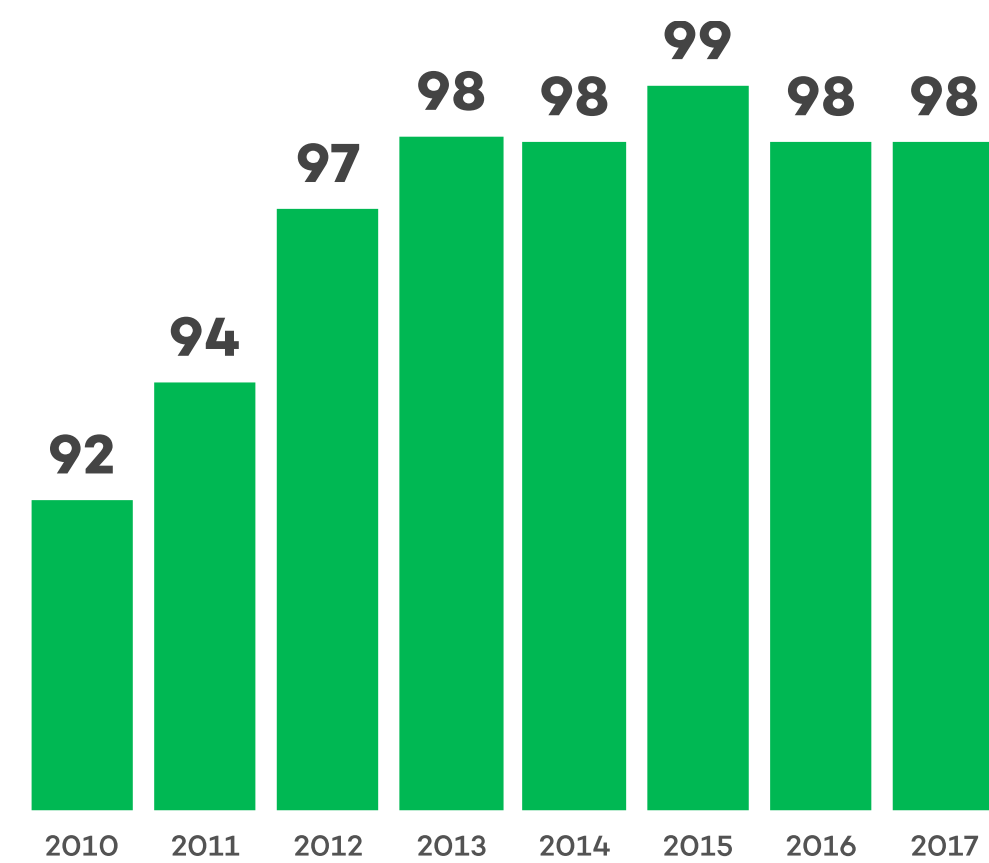




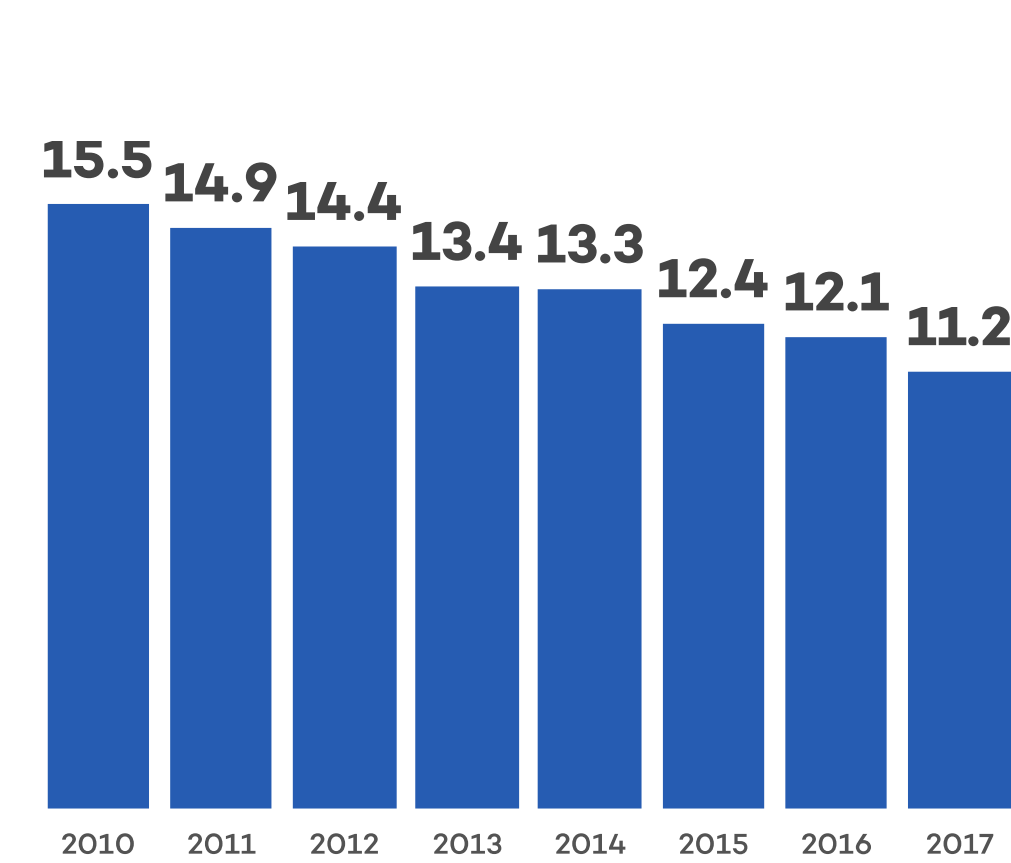
- Health Transformation Program
- Increased access to services
- Improved physical infrastructure
- Increased service quality



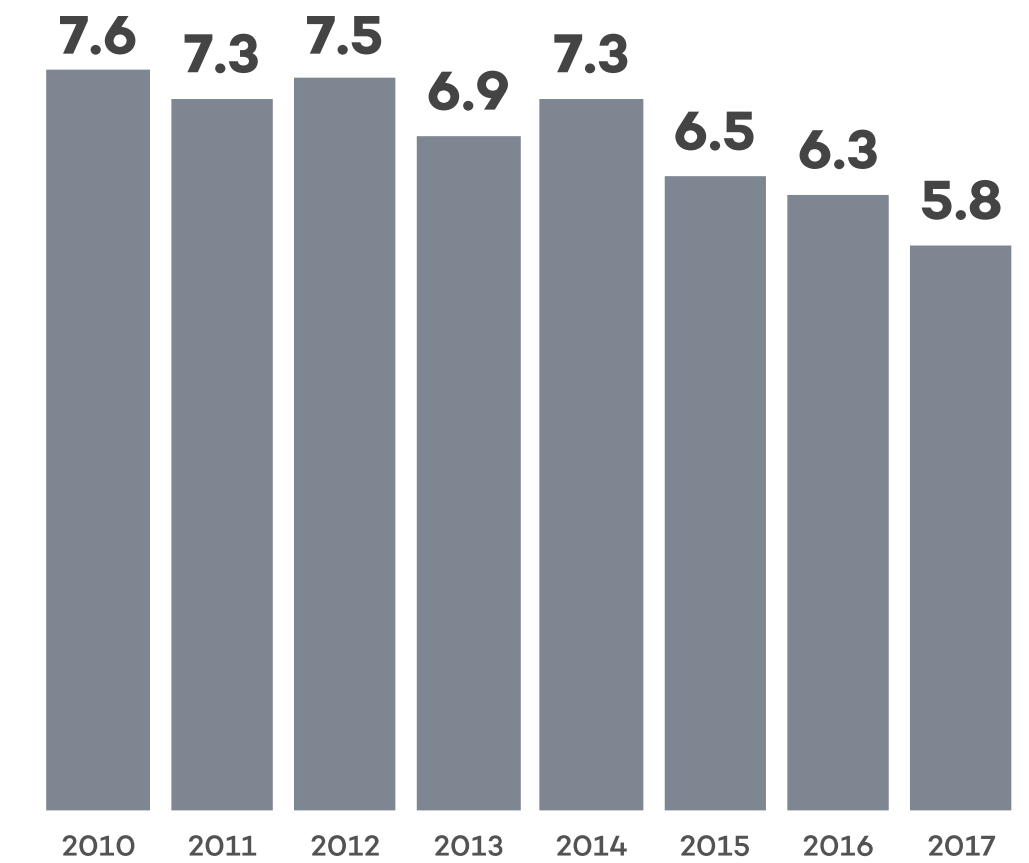
MATERNAL MORTALITY RATIO, %
(PER 100 000 LIVE BIRTHS)



**PROPORTION OF BIRTHS
ATTENDED BY SKILLED HEALTH
PROFESSIONAL, (%)**



UNDER-FIVE MORTALITY RATE, %
(PER 1000 LIVE BIRTHS)



NEONATAL MORTALITY RATE, %
(PER 1000 LIVE BIRTHS)



NET SCHOOLING RATE 2017-2018

EXPECTED YEARS OF SCHOOLING



6 CLEAN WATER AND SANITATION



2016

2018

CLEAN WATER SERVICES

95%

99%

MANAGED WASTEWATER & SANITATION SYSTEMS

83%

90%

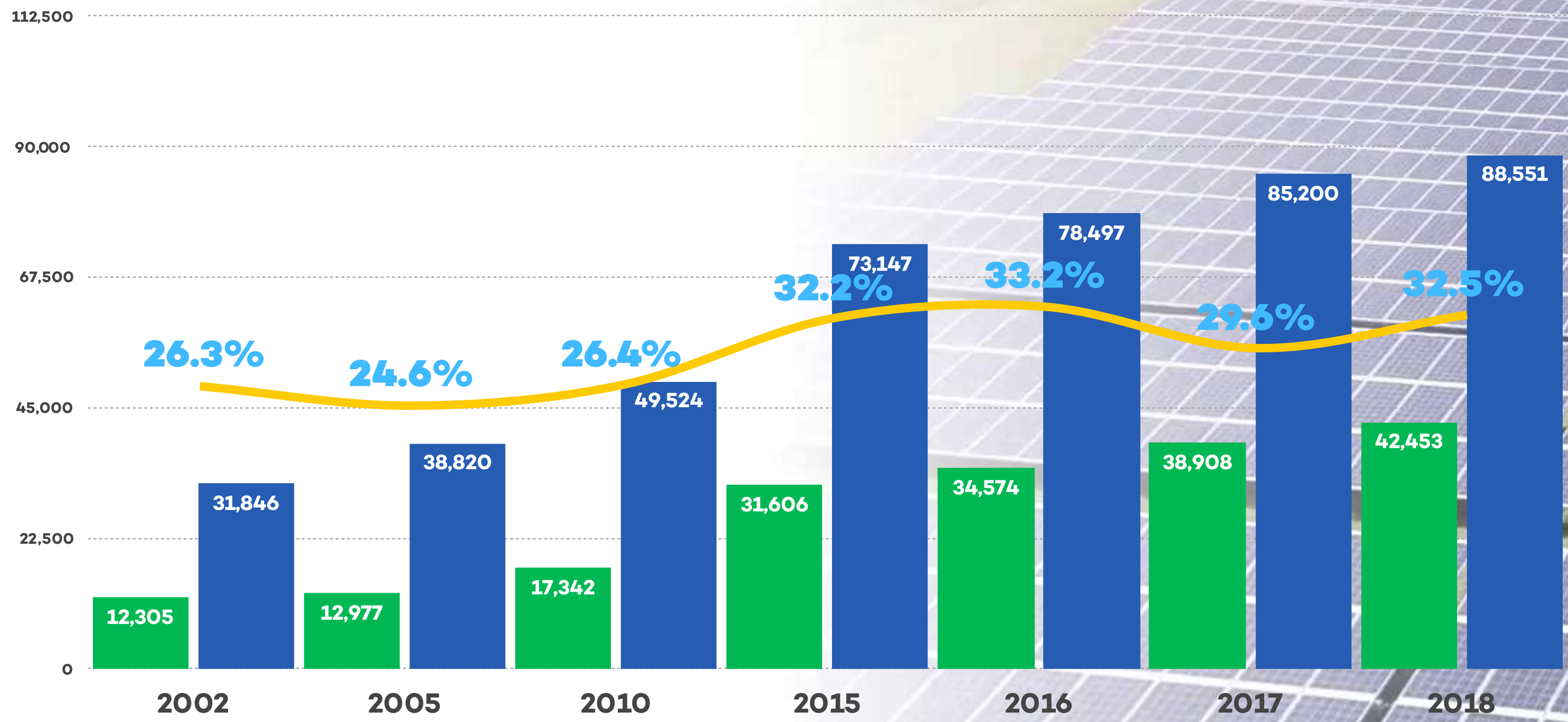
DOMESTIC WASTEWATER TREATMENT FACILITY

35%

75%



7 AFFORDABLE AND CLEAN ENERGY



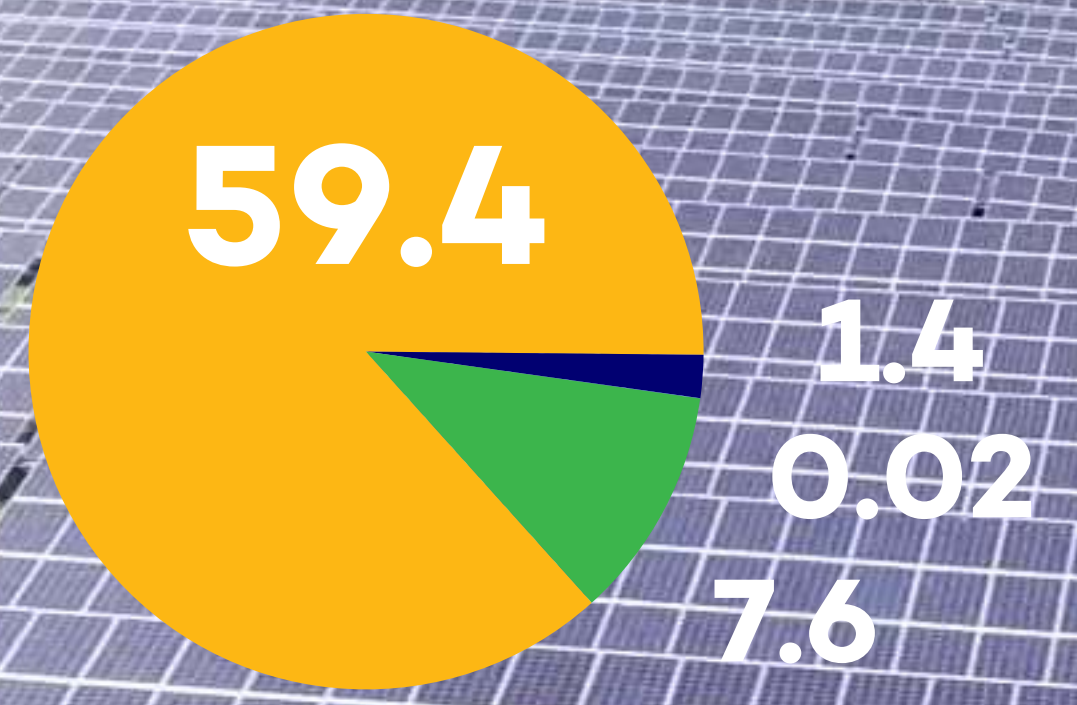
SHARE OF RENEWABLE ENERGY RESOURCES IN ELECTRICITY GENERATION, (%)

INSTALLED ELECTRICITY POWER, (MW)

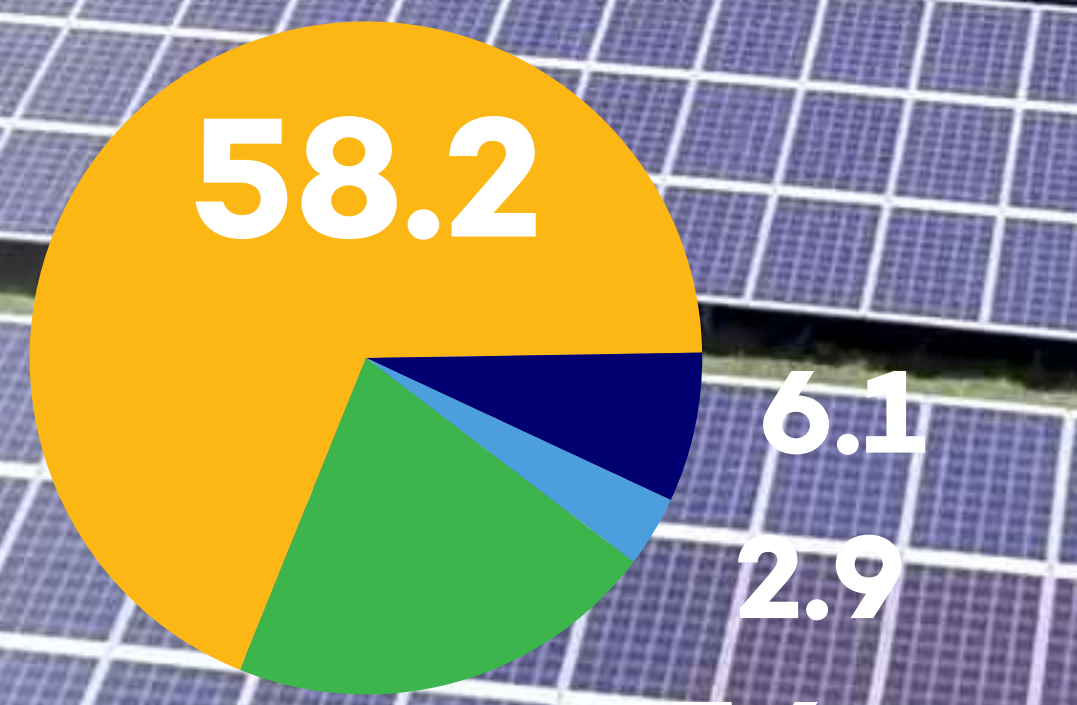
INSTALLED POWER OF RENEWABLE ENERGY, (%)



GENERATION 2013 (TWh)



GENERATION 2017 (TWh)



■ Hydroelectricity
 ■ Geothermal
 ■ Solar
 ■ Wind

9 INDUSTRY, INNOVATION
AND INFRASTRUCTURE



2002

2017

THE SHARE OF R&D
EXPENDITURE IN GDP

0.51%

0.96%

PRIVATE SECTOR IN
TOTAL R&D
EXPENDITURE

28.7%

56.9%

PUBLIC INVESTMENT PROGRAMME OF 2019



31.1%



16.5%



11.8%



7.6%



7.5%

11 SUSTAINABLE CITIES
AND COMMUNITIES



-
- **Resilient, Safe, Accessible Cities**
 - **Extensive Urban Regeneration Program**
 - **Access to Affordable Housing**
 - **Integrated Waste Management & Zero Waste**
 - **Increased Subway Network**
 - **18 Cultural Properties in the World Heritage List**



16 PEACE AND JUSTICE
STRONG INSTITUTIONS



• EXTENDED E-GOVERNMENT PRACTICES

2012

600
Services

User

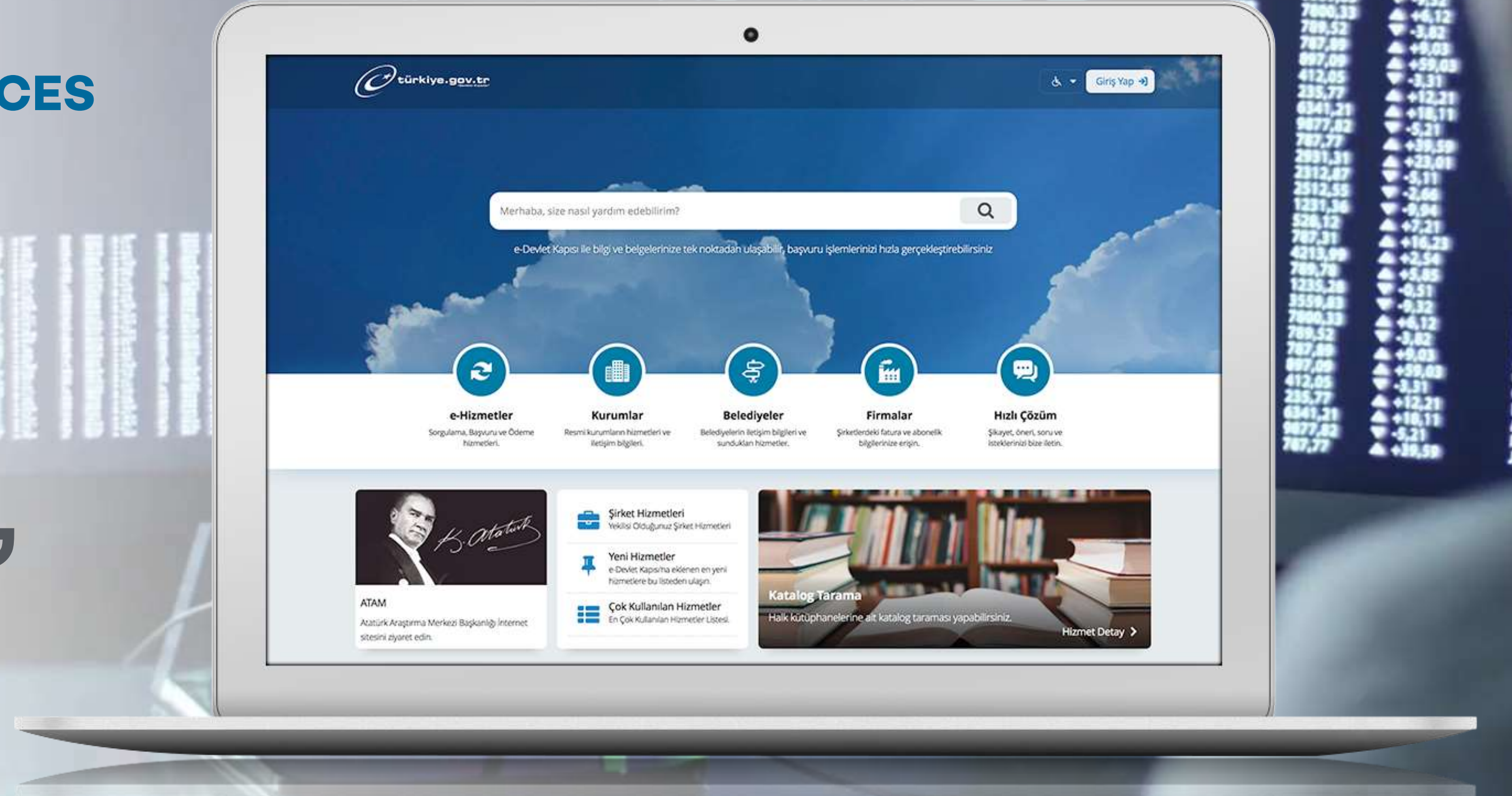
13.9 M

2019

4,641
Services

User


42.8 M



LEAVING NO ONE BEHIND



- Universal health system
- Free education including university level
- Free transportation, lunch and accommodation for the children who live in districted areas
- Scholarships and social transfers for families in need
- Free special education and rehabilitation programs for disabled children
- Incentives to support working women
- 99.7% of women receives prenatal healthcare services
- 96% of babies are vaccinated
- Quota system for the employment of disabled persons
- Home care system for elderly and disabled persons



41 M **41 M**


FEMALE

MALE



23 M

**CHILDREN
(0-17)**



13 M

**YOUTH
(15-24)**



7 M

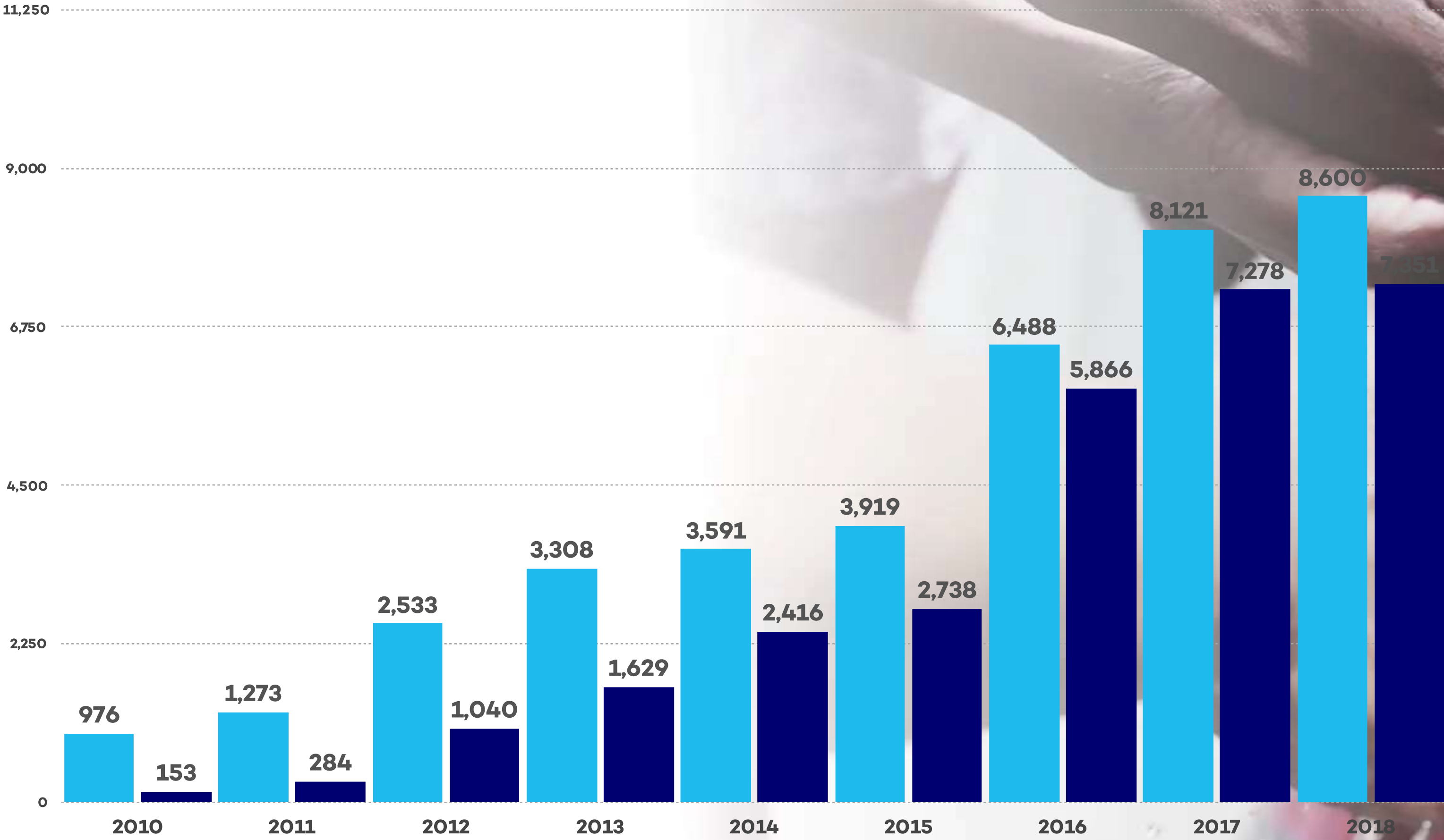
**ELDERLY
(64+)**



4 M

**PEOPLE UNDER
INTERNATIONAL
PROTECTION**

TURKEY'S ODA



ODA, MILLION USD

HUMANITARIAN AID, MILLION USD



HEALTH



FREE
MEDICAL CARE

178 CENTERS

2,200
SYRIAN MEDICAL
EMPLOYEES

49 MILLION
OUTPATIENT

1.9 MILLION
INPATIENT
TREATMENT

EDUCATION



FREE EDUCATION
SERVICE

CONDITIONAL
EDUCATION
SUPPORT


SOCIAL PROTECTION









EMERGENCY
SOCIAL SAFETY NET

PSYCHO-SOCIAL
REHABILITATIONS
SUPPORT

3.6 M SYRIANS





THE GLOBAL GOALS

For Sustainable Development

